



collaborations: teachers and artists


# **Thinking Outside the Box**

**A Portrait by Carmela Castrejón**

- The following project is designed to complement Grades 5 and 6, Unit 2 Empathy and Critical Thinking, Lesson 2.4 Thinking Outside the Box
- <https://online.sanfordharmony.org/lessons/sfwd-grades-Grades-5-and-6-Unit-2-Empathy-and-Critical-Thinking-24-Thinking-Outside-the-Box/>

# Description

- **This is an exercise exploring how we think.**
- **Create a portrait that tells the story of a person or character who is often misunderstood.**



# Materials

- **Pencil**
- **Paper**
- **Crayons, colored pencils, pastels, paints, or markers to add color**

# Step 1

- **Begin your character study. Think about your subject. What might they be doing? Where are they?**
- **I thought about someone who works with their family sewing clothes. To help imagine the details, I went online and found an image to base my drawing on. Here is the link: [Image link example](#)**

# Step 2


- **Create a drawing frame.**
- **On the top half of your paper draw a box. This will be the frame for your drawing.**
- **Begin drawing by using your pencil lightly.**
- **Continue your drawing, refining and adding details.**





# Step 3


- **Refine your drawing.**
- **Add final details and color.**





# Step 4

- **Construct your character's backstory.**
- **Give your character a name and write his or her story.**



*Pablo is new in school, he seems quiet and shy. In the classroom he always pays attention to the teacher, and focuses as we work. During recess most of the time he's alone by the trees, or working on an origami figure. Some of the kids think he's weird, stuck up, they avoid him. One day I was curious to know what figure he was working on, so I talked with him. He wasn't shy at all, he told me all about his paper figures. Since then I've gotten to know him better. He likes the tree area because of all the insects he finds there, they are amazing sights, he says. I found out that at home he makes patterns and clothes for his pets. His whole family makes clothes. I like being around him, his funny, creative, generous, curious about things, and a great listener.*



# Connections and Reflections

- I named my character Pablo. Imagine what his life might be like. What conclusions might some people jump to based on where he is and what he is doing?**
- Now, go beyond stereotypes and imagine Pablo as a complete person. What other things might we learn about him? Make him as real as possible in your narrative. When you are done, write a neat version on the bottom half of your page.**