

Pop that Stereotype An Exercise in Empathy

AN ARTIST BOOK BY
RENEÉ
WEISSENBURGER

COTA

The following project was designed to compliment the Empathy and Critical Thinking Unit, Pop that Stereotype, at Sanford Harmony

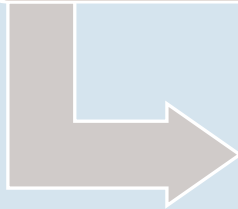


[https://
online.sanfordharmony.org/
courses/sfwd-grades-Grade-3-
Unit-2-Empathy-and-Critical-
Thinking/](https://online.sanfordharmony.org/courses/sfwd-grades-Grade-3-Unit-2-Empathy-and-Critical-Thinking/)

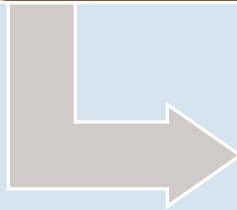
Take a piece of paper and fold a horizontal line.
Then, fold it in thirds.



- Fold in half




- Fold one third




- Fold the other third

Unfold the paper.
Write your title.
Draw a picture of your subject.



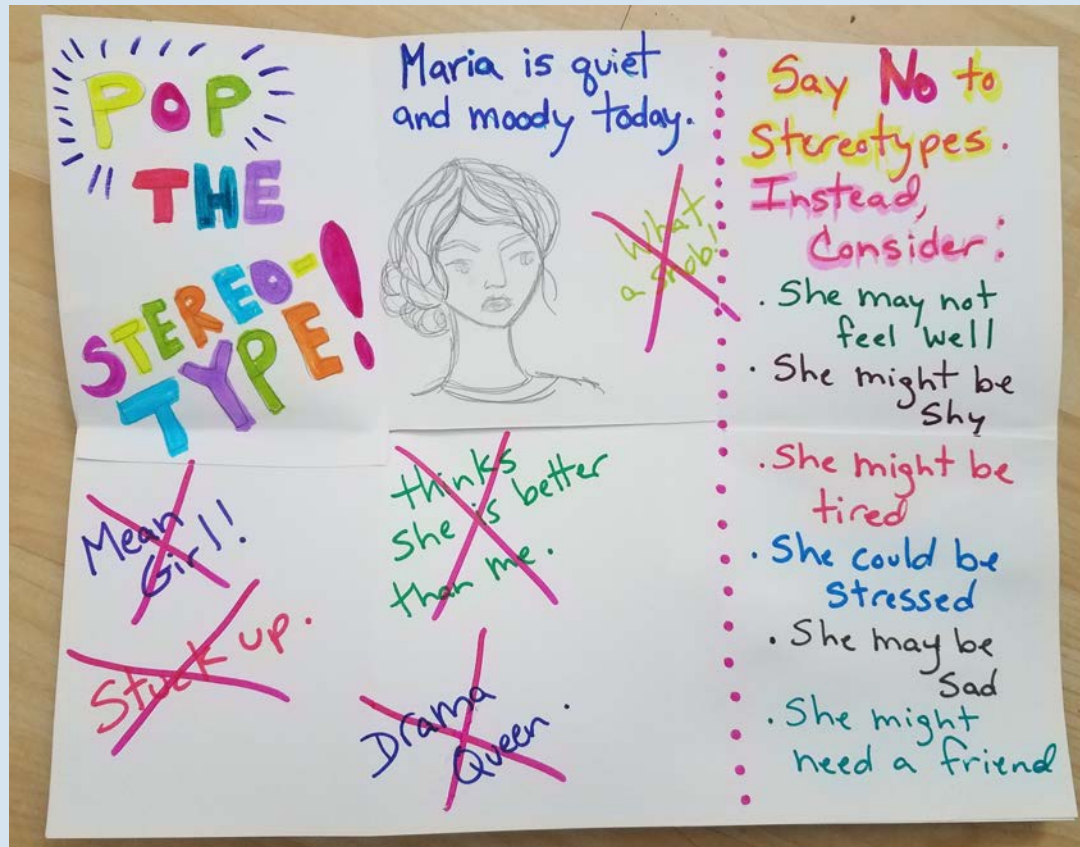
Create a situation for your subject.
Write down as many stereotypes and assumptions
you can think of.



Cross out the stereotypes!

Come up with a list of alternative possibilities.

Be kind and gracious in your list.



Fold back up.
Cut and glue a cover. I used cardboard from a cereal
box.



Write a title.

Decorate the cover.

Tie with a ribbon or string.



This book form can be altered to meet a number of social-emotional and academic lessons. Adapt as needed.